



Walker's Rising Stars

Background

The Walker's Rising Stars Scholarship Competition is funded by the Pinellas Education Foundation and noted Bay Area neurosurgeon, Dr. Jeffrey Walker. Through this program, scholarships are awarded to the top arts students in Pinellas County Schools (as determined by the competition.) The competition and awards show are administered and produced by the Pinellas Education Foundation in partnership with Pinellas County Schools. The Ryan Wells Foundation will present Rising Stars' scholarships in the Culinary Arts category.

There are 6 categories of the Walker's Rising Stars program:

- Dance
- Theatre
- Instrumental Music
- Vocal
- Visual Arts
- Culinary

Applications

- **Students in all fields (other than culinary arts) will apply online at www.pinellaseducation.org. All applications must be submitted in their entirety by **October 15, 2021 at 5 p.m.****
- The application process will be available to all Pinellas County Public School juniors and seniors.
- The application process will be publicized by the Pinellas Education Foundation and Pinellas County Schools through print and social media as well as school announcements.
- The culinary aspect of the program is directed by the Ryan Wells Foundation and all inquiries about the culinary competition should be directed to them.

Judges

- Judges for all phases of the adjudication process in the fields of dance, vocal, instrumental, theater, and visual arts will be selected based on their ability to fairly and professionally represent and judge all genres in each category.
- To ensure impartiality, the top and bottom score for each competitor will be eliminated in the preliminary round, with the final score being the total of the middle 3 scores for each competitor (sometimes referred to as Olympic judging).
- Every effort will be made to secure judges for the semi-final and final rounds who do not have a current affiliation with the students being judged. Judges cannot be a current private instructor of a contestant.

- For the semi-final and final competition there will be a minimum of 3 judges in each performing category, with the final score for each competitor being the total of the combined judges' scores. Judges will deliberate to determine placements in the event of ties.

Preliminary Performing Arts Auditions

Preliminary auditions will be held for the performing arts categories (instrumental, theatre, vocal and dance) via a student-submitted YouTube video, a link to which must be included in the student's initial application. Judges' scores will determine which students advance to the semi-final round of the competition. Visual arts students will be invited to submit their portfolios to an online application for adjudication by a panel of expert judges.

- All performing arts competitors are asked to perform 2 contrasting pieces.
- **Each piece should be no more than three minutes in length, the total being no more than 6 minutes in length for the two contrasting pieces. Failure to submit 2 contrasting pieces will result in disqualification.**
- Students applying in the fields of vocal, instrumental, dance, and theatre must submit their YouTube video audition link with the online application.
 - If using a cell phone to record, please record horizontally.
 - If possible, record your audition in front of a plain, solid background.
 - Make sure you have good lighting to record your video.
 - Video framing should be appropriate to your performance (close up for stationary monologue, wide shot for dance, etc.)
 - At the beginning of your video introduce yourself, give the name of your school and the name of your performance piece or pieces.
 - **Please submit only one video containing both pieces along with introductions. Do not submit separate videos for each piece.**
 - Upload your YouTube video as UNLISTED before cutting and pasting the link into your Walker's Rising Stars application in the box provided.
 - The link to your YouTube audition video must remain active until after the Walker's Rising Stars final competition in May 2022.
- Competitors will be judged on their overall skill, creativity and artistic expression.
- Students are encouraged to choose their best work. Do not choose works that are more difficult than your current level of proficiency to impress the judges.
- Auditions are open to **SOLOISTS ONLY**.
- Participants must be in good standing with Pinellas County Schools and in compliance with the Student Code of Conduct.

Semifinal Performing Arts Auditions

Following the judging of the preliminary audition videos, semi-finalists will be notified and judges' critiques provided to the advancing semi-finalists.

Based on scoring of the preliminary auditions, a maximum of **20 students from each performance category** will move on to the semifinal round.

- Based on preliminary audition scores, **the top student from each Pinellas County public high school that is represented among the preliminary competitors in each category, will automatically be included for judging in the semi-final round (total of up to 16).**
- The remaining slots in each category (up to a maximum of 20) will be filled with the remaining top competitors in each category based on individual scores, regardless of school.
- **If competitors are not available from each high school, the top student from each competing school will advance to the semifinals and the remaining slots will be filled with the top scoring competitors from the remaining pool.**
- Same rules from the preliminary auditions will apply to the competitors for each discipline.

Note: Pinellas County Schools COVID guidelines at the time of the semi-final round of competition will guide the decision about the semi-final audition format, and more information about this round will be made available at a later date.

Visual Arts Applications and Judging

- Students will be judged in one round.
- Students will need to submit an application by October 15, 2021 at 5 p.m.
- Instructions for the submission of your portfolios will be sent to visual arts competitors following the application deadline.
- Students will submit their art work no later than January 14, 2022 to the Pinellas Education Foundation online site.
- **Students must submit a total of 5 unique pieces to be adjudicated (no more and no fewer). Failure to submit a complete portfolio of 5 unique works will result in disqualification.**
- Judging will take place in February of 2022.
- A minimum of 3 judges with one alternate will be needed to complete judging.
 - Every effort will be made to have judges who do not have a current affiliation with Pinellas County Schools
 - Judges cannot be a current private instructor of a contestant

Final Judging

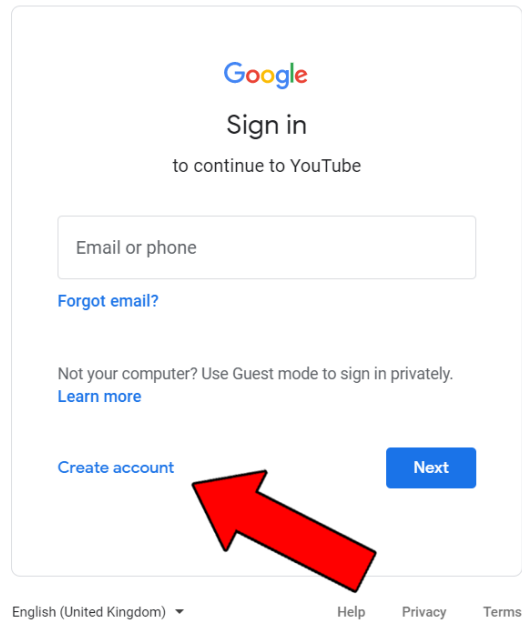
The final judging for Walker's Rising Stars has **tentatively** been scheduled for May 12, 2022 at the Mahaffey Theater in St. Petersburg.

- Based on the semifinal audition scores, the top students in each category will advance to the final live performance round of competition.
- There will be no fewer than 3 and no more than 5 finalists in each category for the final round of competition.
- **No Pinellas County public high school may be represented by more than 2 students in each category in the final round.**

- If the scores of more than 2 students from a single school would place them among the finalists, the lowest scoring students will be eliminated from competition and the next highest scoring student from the remaining schools will advance into the final position in each category.

How to Upload Your Walker's Rising Stars Audition Video to YouTube

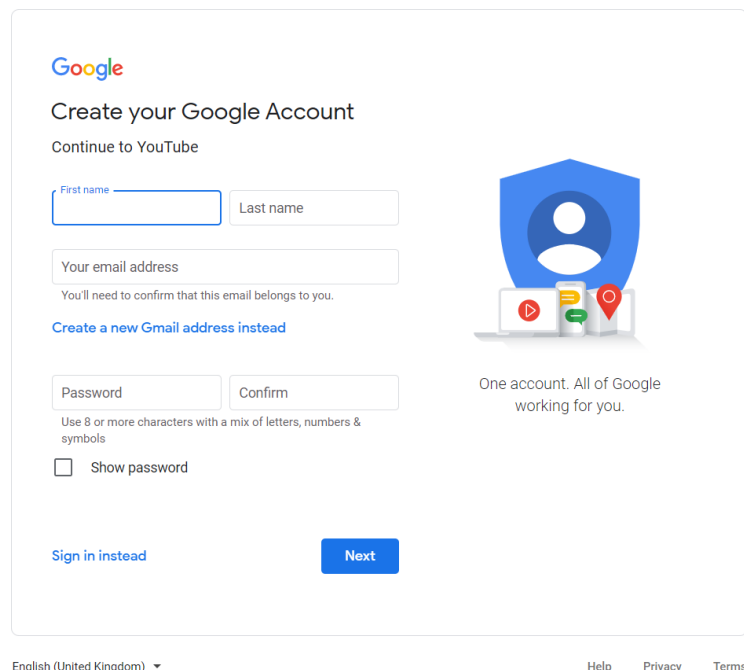
1. Go to www.youtube.com and click "SIGN IN" in the top right-hand corner.
2. If you already have a Google account, then enter your email address and password. If you don't, you'll need to create one by clicking on "Create an account".



The image shows the Google Sign in page. At the top is the Google logo, followed by the text "Sign in to continue to YouTube". Below this is a text input field labeled "Email or phone". Underneath the field is a link "Forgot email?". Further down, there is a line of text: "Not your computer? Use Guest mode to sign in privately." followed by a link "Learn more". At the bottom left is a link "Create account" and at the bottom right is a blue button labeled "Next". A large red arrow points from the "Create account" link towards the bottom right of the page.

English (United Kingdom) ▼ Help Privacy Terms

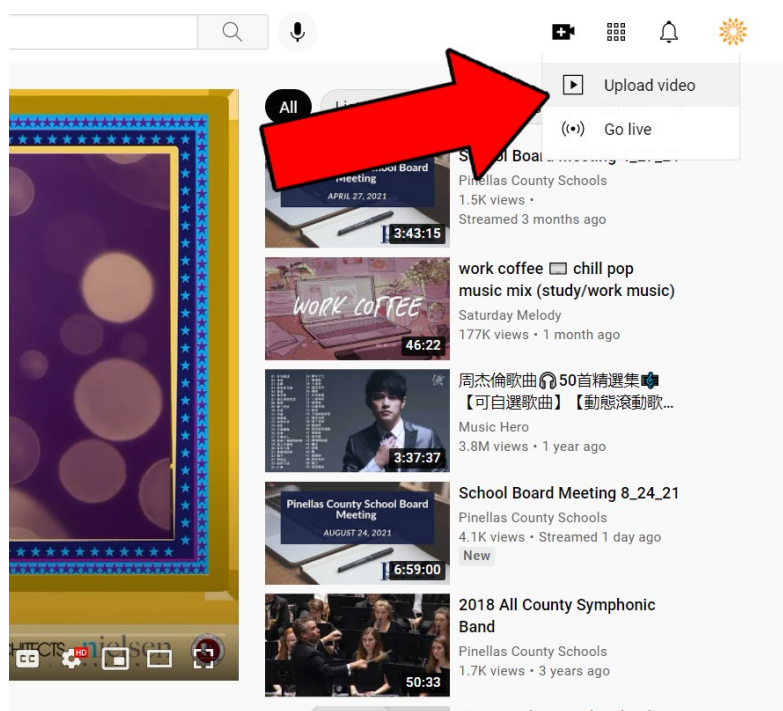
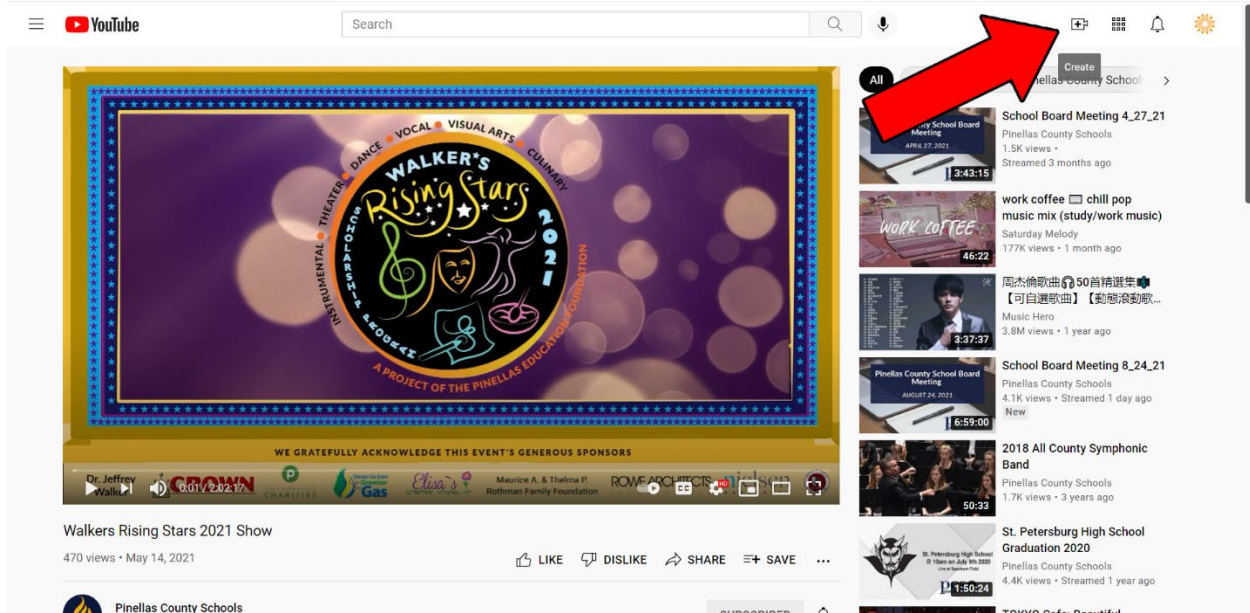
3. For those creating an account, enter your details.



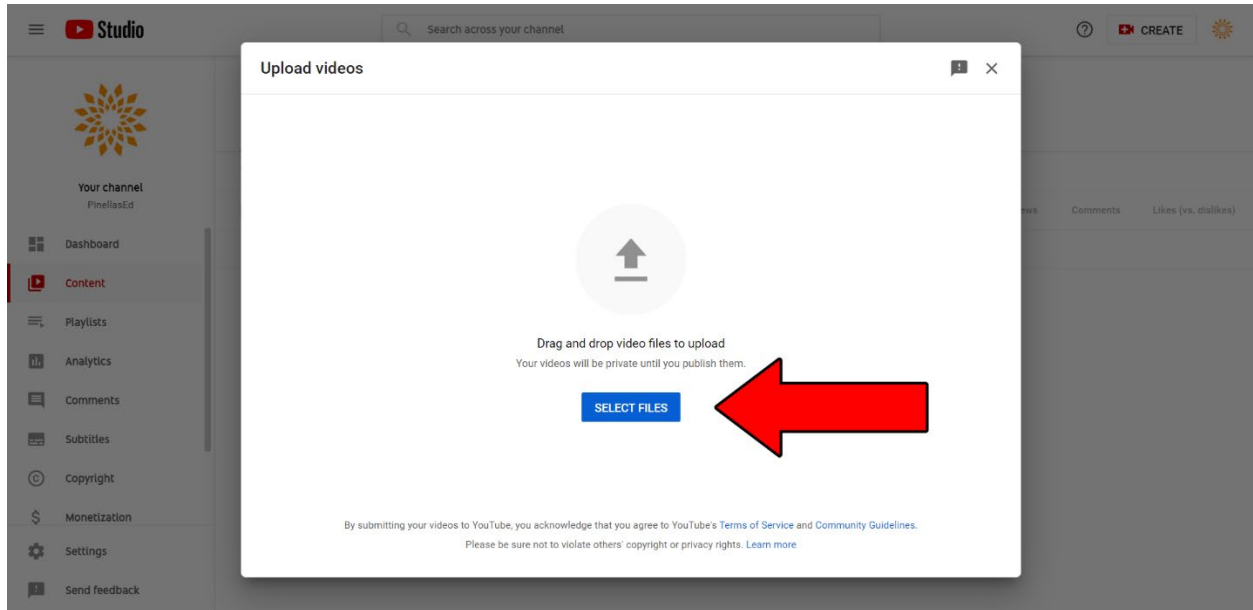
The image shows the Google "Create your Google Account" page. At the top is the Google logo, followed by the text "Create your Google Account" and "Continue to YouTube". Below this are two input fields: "First name" and "Last name". Underneath these is a text input field labeled "Your email address" with a note below it: "You'll need to confirm that this email belongs to you." Below the email field is a link "Create a new Gmail address instead". Further down are two input fields: "Password" and "Confirm". Below the password field is a note: "Use 8 or more characters with a mix of letters, numbers & symbols" and a checkbox labeled "Show password". At the bottom left is a link "Sign in instead" and at the bottom right is a blue button labeled "Next". On the right side of the page, there is a graphic of a blue shield with a white person icon, and below it, a laptop with a play button, a mail icon, and a location pin icon. To the right of this graphic is the text: "One account. All of Google working for you." At the bottom of the page, there is a language selector "English (United Kingdom) ▼" and links for "Help", "Privacy", and "Terms".

English (United Kingdom) ▼ Help Privacy Terms

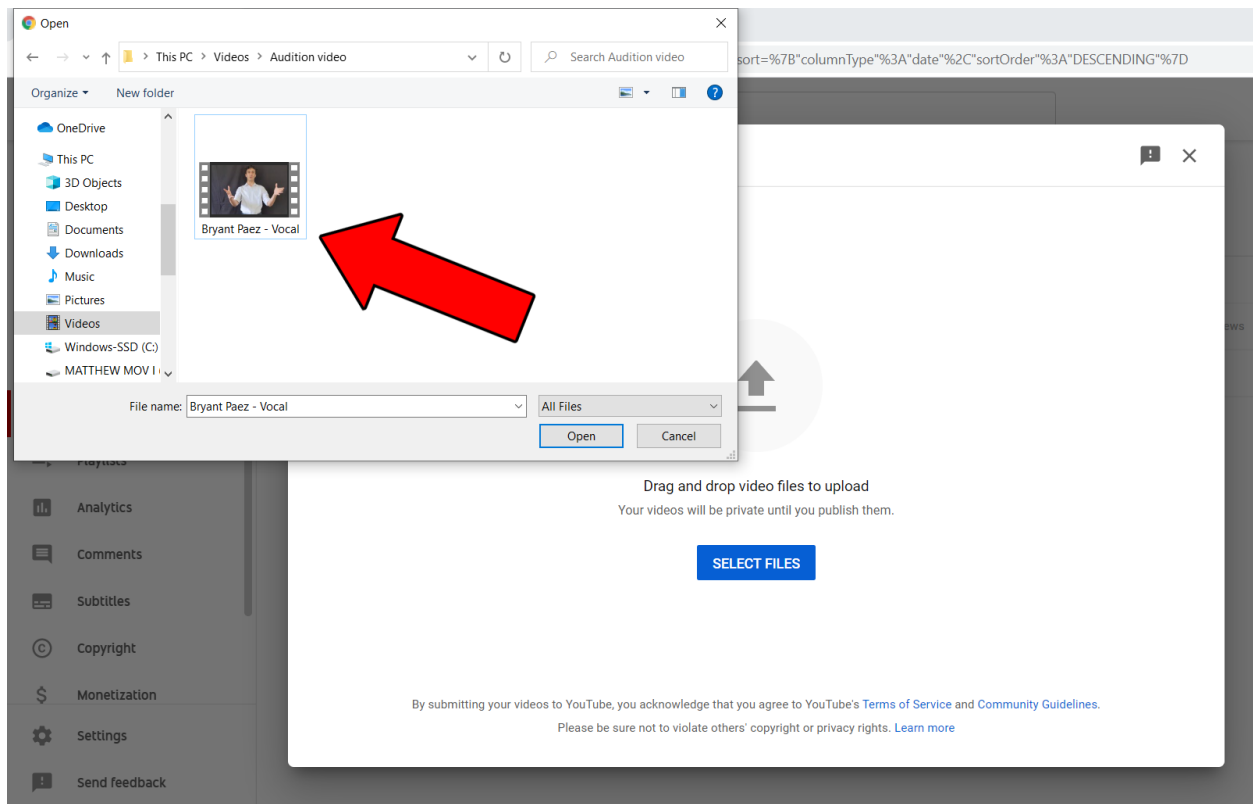
4. After signing in, click the camera-shaped "Create" icon in the top right-hand corner. This will open a drop-down menu. In the drop-down menu, click "Upload video".



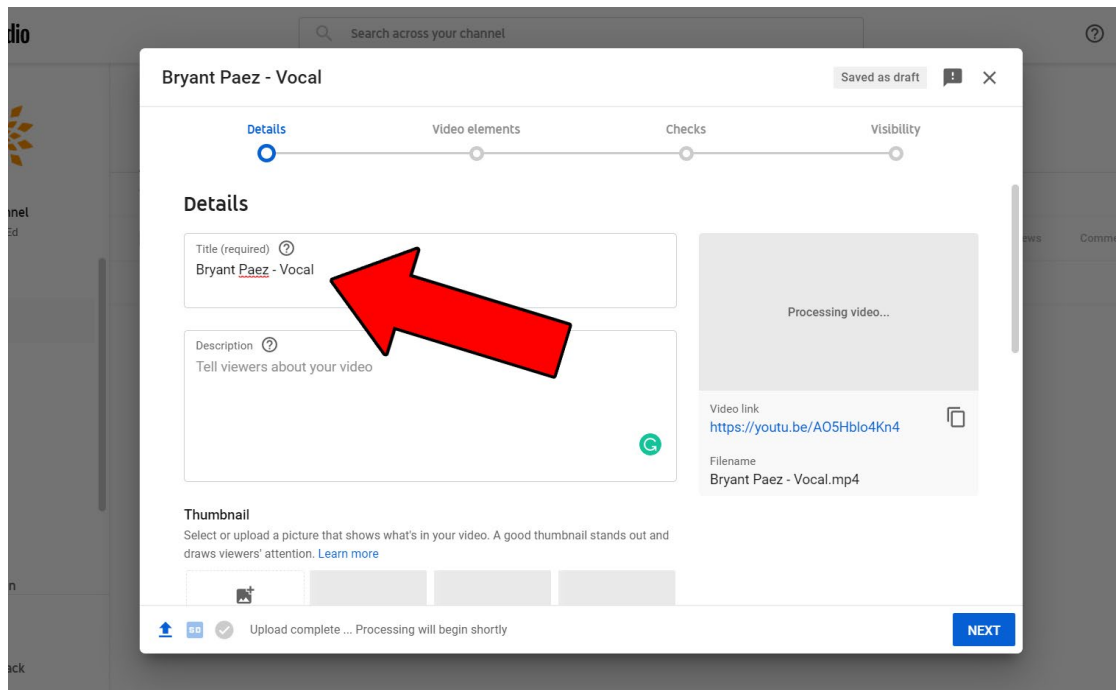
5. Click "Select files".



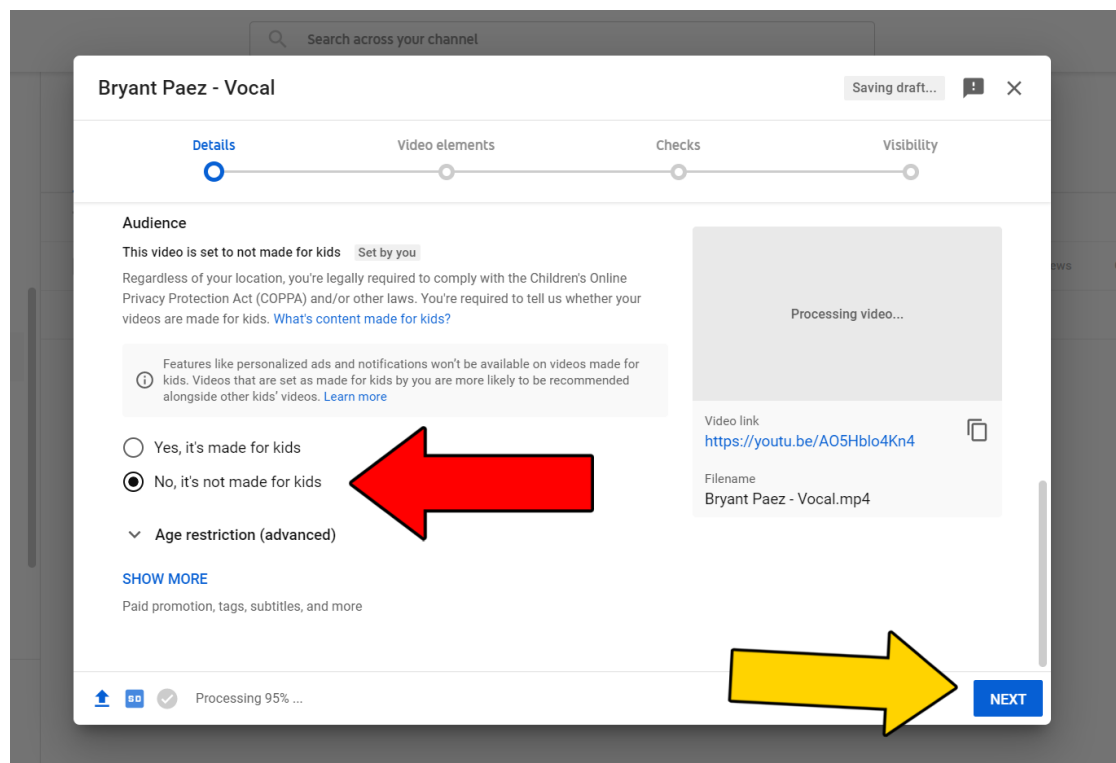
6. Navigate to where your video is stored on your computer, and select your video.



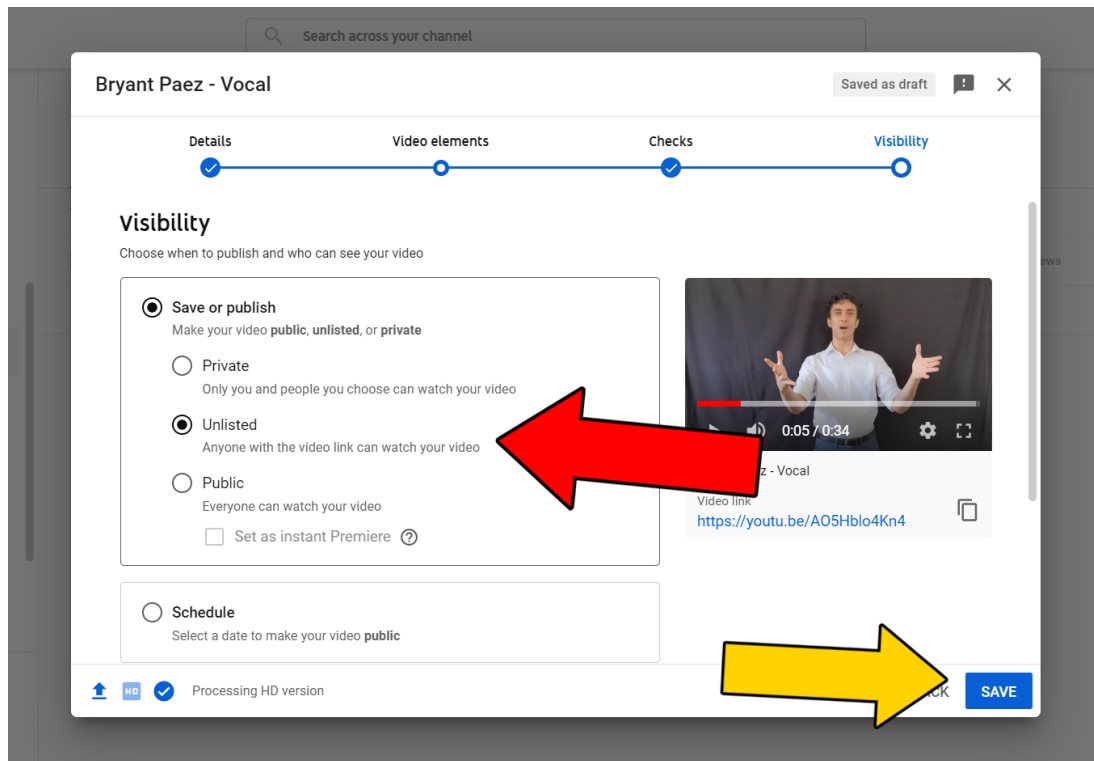
7. Your video will begin uploading. It may take a few minutes. On the "Details" tab, make sure your name and category are in the "Title" box.



8. Scroll down to "Audience" and select "No, it's not made for kids" (see red arrow). Then, click the "NEXT" button in the bottom right-hand corner (see yellow arrow).



9. Continue clicking "NEXT" until you reach the "Visibility" tab.
IMPORTANT: Click on the "Unlisted" option (see red arrow). This will ensure that your audition video is not publicly visible. Then, click the "SAVE" button in the bottom right-hand corner (see yellow arrow).



10. Once your video has finished uploading, copy its URL to your application for submission.
11. If you have any problems uploading your video, please contact Michael Vetter vetterm@pcsb.org. We will do what we can to help. Thank you for applying to Walker's Rising Stars!